



# AN ORDER FOR PR6000 PERGOLAS

no. \_\_\_\_\_ date: \_\_\_\_\_ delivery date: \_\_\_\_\_

seal of the Ordering Party:

address of delivery (if other than the address of the Ordering Party)

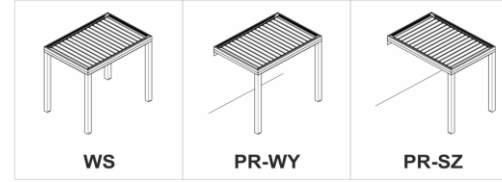


Fig. 1

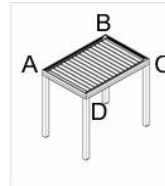


Fig. 2

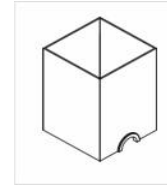


Fig. 3

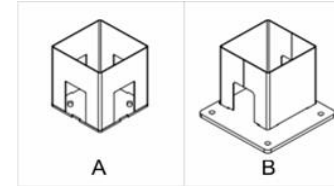


Fig. 4

**PR6000 HT**

**PR6000 LITE**  
*Available in dimensions:*  
 Width / Outreach [cm]\*  
 300 x 300  
 300 x 352,4  
 300 x 404,8  
 350 x 300  
 350 x 352,4  
 350 x 404,8

\* - given dimensions are fixed sizes of pergola PR6000 LITE. Maximum height up to 260 cm.

No.	Quantity	Total dimensions of the pergola			Type of assembly [Fig.1] - only applies to PR6000 HT	Colour of the gutter	Elevation - only applies to PR6000 HT	Colour of columns	Colour of roof slats	Masking profile - only applies to PR6000 HT	LED lighting profile	Distribution of drainage system openings in the gutter [Fig.2]	Drainage system openings in the columns [Fig.3]	Type of a bottom connector of the column [Fig.4] - only applies to PR6000 HT	Motor operation [Fig. 2] - only applies to PR6000 HT	Notes:
		Width [cm]	Outreach [cm]	Height [cm]												
1																
2																
3																
4																
5																
6																
7																
8																
9																
10																

NOTES, SKETCHES (view from the inside)